



This Issue

- Jenny Bowker Workshop.....March 8th
- Quarterly Meeting: Jenny Bowker..... March 9th
- Mel Beach Workshop.....April 6th
- WQ Officer & Chairman Reports
- Call for Entries
- Neighborly Guild Calendar
- WQ Member Articles



New location for Westside Quilter meetings

Westchester Senior Citizens Center
8740 Lincoln Blvd., Los Angeles 90045

Quarterly Meeting

Saturday, March 9, 2019

**Westchester Senior Citizens Center
8740 Lincoln Blvd. Los Angeles, CA 90045**

Jenny Bowker

"Pack and Follow - My Life in Quilts"

Jenny speaks on her life as an artist and the wife of an Australian diplomat

- 9:30am Social hour & early demos
- 10:00am Guild business and announcements
- 10:55am Show & Tell
- 11:15am Speaker – Jenny Bowker
- 12:15pm Adjournment

New meeting space. Ample parking. Enter from the back of the building. There is a sign on the building. It is across from the Municipal building and the Westchester Library. All the buildings share the parking lot. The Senior Center is the stand alone building.

Up Coming Workshops & More



- Australian quilt artist, teacher and world traveler **Jenny Bowker** joins us for a special 2 day workshop sharing her "Shimmering Triangles" quilt, **March 8 & 9**. This 2 day class is a little unusual; the first day of the class starts Friday, March 8th from 9:30 to 3:30 at LAPD West Los Angeles Traffic Division – Community Room. And, the second day of class continues after the WQ Quarterly Meeting at Westchester Senior Center 12:30 to 3:30 P.M.
- Mel Beach's "Modern Mandala" class is now open for enrolment.
- Help for California Fire Victims...page 14
- Registration forms for any class can be downloaded from the Westside Quilters website.
- Help run the business side of Westside Quilters, consider becoming a WQ board member. Speak with V.P. Sonja Daniels for details.
- Seeking Nature-Loving Sewers for a Getaway with Heart!.....page 15

PRESIDENT'S MESSAGE

Rainy Days

February brought lots of rain and cold temperatures to our community and with the rain came lots of memories and lots of quilts.


It has been a very long time since we have experienced that many rainy days.

I remember being very happy as a student when the teacher announced, RAINY DAY SCHEDULE, because each class period was shorter and we got out of school earlier.

Then, later as an elementary school teacher I remember the anxiety of what to do with the excited students in the classroom for the whole day!

Now I have happily solved the problem, it rains....I cancel my plans....and Quilt. Perfect time to try out my new sewing machine and make philanthropy quilts. No leaks...our roof is fine...and I made 3 kids quilts using only my stash. YEAH!

Roberta Walley
President Westside Quilters of Los Angeles



Menstruation ...

Who would guess, Menstruation supplies is the topic the week, the short film "Period End of Sentence" wins an Academy Award and this is also the subject matter of our Showcase speaker, Roxana Martell, who is substituting in for Carol Turley of Days for Girls organization.

Academy Award winning short subject, PERIOD END OF SENTENCE is available on Netflix. It is about girls in India and their lives during their menstruate period. They are considered "dirty" and cannot go to Temple or School. This makes girls second class people.

Oakwood School here in Los Angeles raised money to fund this movie and tell the girls story. Now there are machines to make menstruation pad and women who make and sell them. Progress comes slowly but change is happening.

Roberta Walley





Westside Quilters presents a workshop with Australian quilt artist, teacher and world traveler

Jenny Bowker

www.jennybowker.com

"Shimmering Triangles"

Friday & Saturday, March 8 & 9, 2019

Friday 9:30am -3:30pm Community Room of the LAPD West Los Angeles Traffic Division,
4849 W. Venice Blvd., LA, CA
&

Saturday 12:30pm-3:30pm **Westchester Senior Citizen Center**
8740 Lincoln Blvd. Los Angeles, CA 90045

Workshop Fee \$70.00 and \$85 for Non-Members.

Shimmering Triangles

Jenny Bowker joins us for a **special 2 day workshop** sharing her "Shimmering Triangles" quilt, **March 8 & 9**. This 2 day class is a little unusual; the first day of the class starts Friday, March 8th from 9:30 to 3:30 at Community Room – LAPD West Los Angeles Traffic Division at 4849 W. Venice Blvd.. And, the second day of class continues after the WQ Quarterly Meeting at Westchester Senior Citizen Center 12:30 to 3:30 P.M. Learn to make this colorful quilt with optical illusion...

Learn to make this colorful quilt with unique optical illusion flair. In this class you learn a quick and easy way to make half square triangles. Then you select one of several blocks that shimmer and make a lot of them. Then – you audition layouts. There are so many ways these beautiful blocks can be used and all give a lovely flicker of light like water flowing over pebbles. It is basically a scrap quilt class - but 'scraps' need to be about a square foot in area



About Jenny

Jenny Bowker has been working in Textiles since 1997 - from the time she finished a Bachelor of Arts Degree (Visual) and decided to make just one quilt.

Her background - life before quilts - was in science. She says, "I am moving towards a melding of my fine art work and my textile work. I am interested in the way pattern comes into many parts of our lives and often include some geometrical piecing in my work as I think it keeps me technically on my toes and provides a key for traditional quilters to link to my work."

She has four children and a very supportive husband who worked as a diplomat for the Department of Foreign Affairs and Trade. While following him she lived a total of fifteen years in Arab and Islamic countries. This might seem irrelevant to quilting, but has influenced her subject matter and much of her work reflects her love of the Middle East. She has lived in Syria, Western Samoa, Malaysia, Jordan, Jerusalem and Egypt.

"I teach and really enjoy it. There is no greater delight than to offer tools to a quilter who wants to make original work but doesn't know how to access her own ideas."

For more details about her background and experience in quilting, see her website.

Your Program Co-chairs

Brenda Gottfried, Linda Lardy and Pat Karasick





Shimmering Triangles - Supply List

Note: *Students will NOT need to bring their irons. Westside Quilters has small foam core boards for you to use as design walls.*

Cutting mat --- At least twelve inches wide!

A quarter inch foot for your machine

Sewing machine in good condition

12 ½ Inch square **ruler**

Rotary cutter

Thread To work with your fabrics

Small sharp **scissors**

Pins

A piece of fabric, batting, felt or a furry backed tablecloth to use as a **design wall** for day two!

Extension cords unless you know that this is supplied by the organizer

Iron If this is not supplied. You might wish to bring your own with a folded sheet to create a small ironing board. ---There are long periods of ironing

Peephole viewer is useful to look through to reduce the design if you have one --- or binoculars or a digital camera

FABRIC

This is a workshop that is basically intended to make use of fabrics in your stash --- with a few additions. Each block uses two fabrics --- A lighter and a darker fabric. While it is a scrap class the pieces need to be about twelve inches square (DO NOT PRECUT) to be sure that you can get the block out. I would suggest that you choose at least two colour ways. If you choose green and cream you will need a good selection from light to dark of both. You might decide to use a colour mix --- Like blue, turquoise and purple for your darks with paler tints for the lighter areas, or foliage prints for one set and florals for the other. You might use a mixed collection of brights with blacks or charcoals as the 'other' group. This is also a good class to show off collected fabrics --- Like florals, or foliage prints, cat prints or whatever you have accumulated over the years. Fat quarters are very useful.

You can also use this system to showcase larger pieces of prints which are not cut so small, as in my Lost in Singapore quilt. If you choose this last option

The feature fabrics need to be bigger pieces so please see the section below.

More details on the WQ website...


Please read carefully. All of our meeting spaces have changed.

Happy Stitching!

Pat, Brenda and Linda



WESTSIDE QUILTERS



Westside Quilters presents a workshop with
Modern quilt artist and teacher

Mel Beach

www.melbeachquilts.com

“Modern Mandala”

Saturday, April 6, 2019 9:30 - 3:30

Westchester Municipal Building,

7166 W Manchester Ave, Los Angeles, CA 90045.

Southeast corner of Lincoln and Manchester.

Workshop Fee \$70.00 (early bird registration \$60 Feb 18 through
March 11) \$85 for Non-Members.

Modern Mandala

Add some Modern Zen to your quilting and join Mel as she unlocks the secrets to creating your very own modern mandala that will sparkle and shine! Constructing a mod mandala is both meditative and exciting, especially as they begin to take shape and bloom into a starry design! In a 1 day workshop, participants will go through the steps by completing one or more quadrants of the Mod Mandala design. Finished Mod Mandala size will be approximately 21” square.

The **Supply List** is posted on the WQ website Calendar Page at <http://www.westsidequilterslosangeles.org/Calendar.html> Click on the Supply List link on Mel’s workshop listing.

About Mel:

Mel Beach is a San Jose, California based quilt artist, teacher and lecturer, who breaks away from tradition by adding her own modern, beautifully textured and colorful twists. She loves stretching her creativity through her completion of 60+ quilt challenges at the local and international level. Her quilt challenge entries draw upon her inquisitive nature of asking “What If?” and “Why Not?”, working in a series, comedy improv studies along with her love of nature, photography and sketching.

Many of her challenge quilts have been exhibited locally, juried into national quilt shows and traveling exhibits, published in books/magazines, earned awards/ribbons and selected as Finalists.

Mel is an Aurifil Artisan and a Featured Artist on The Quilt Show with Alex Anderson and Ricky Tims (episode 2112).



Want to sign up? Email to programs@westsidequilterslosangeles.org or call **Pat Karasick** at 213-494-7586

PHILANTHROPY

We continue to receive your lovely quilts and receiving blankets. I'm hoping we will receive a few more quilts and/or receiving blankets at our March 9 guild meeting. Once that is done, we will add the dozen or so quilts and the dozen receiving blankets I have stashed away and donate them to A Child's Dream. It's been thrilling to see all the lovely items our members generously take time to make to donate to others.

We thank you all so much! See you March 9th at our new meeting location.

Perla Rothenberg, Lisa Drew, Virginia Marshall
Philanthropy Co-Chairs



Thank You Note:



WQ Membership Chairman, Luann Jaffe delivering donation check to Westside Food Bank



February 4, 2019

Westside Quilters
PO Box 641925
Los Angeles, CA 90064-6925

Dear Friends at Westside Quilters:

On behalf of the Westside Food Bank, I would like to thank you for your recent donation of \$500.00 (check number 1708, dated 1/9/2019), in support of our hunger relief efforts.

The need for food assistance at our member food pantries remains at the highest level we've ever seen. Many local families are struggling to meet their basic needs, given the high cost for housing and other necessities in our service area. Thousands of people now rely on our food as a regular source to meet their families' nutritional needs so it's more important than ever for us to consistently provide a balanced variety of nutritious foods.

Your support is helping to ensure that the more than 105,000 people who receive our food each year, nearly half of whom are children, have steady access to the nutritious foods necessary for good health and proper development. Each donated dollar allows us to provide five pounds of food, so you can be assured that your gift will have a powerful impact.

Again, I send my deepest gratitude to you for helping to sustain our neighbors in need.

Sincerely,


Bruce Rankin
Executive Director

Thank you for this generous gift.

Tax Note: No goods or services were provided to this contributor in connection with this gift.
Westside Food Bank's Tax ID # is 95-3685875

1710 22nd St., Santa Monica, CA 90404 | p: 310.828.8016 f: 310.828.2646 | www.wsfb.org
Federal Tax ID #: 95-3685875

Leadership.....

Who said that SoCal doesn't have any weather or it never rains in Southern California. Not! Rainy days make it super nice to stay indoors with a book while scooted up to a fireplace. Or, maybe sewing away like crazy.

The ability to sew provides many opportunities for creativity and even when my quilting mojo gets lost every once in a while, there are other ways I can use my stash and skill to make a difference.

So, these last few weeks I have concentrated on sewing dresses for Dress a Girl Around the World and the Million Pillowcase Challenge. It's been many, many years since I've made little dresses, and I'd almost forgotten how fun they are to make, and how quickly they come together. Totally different fabric choices—tiny rose buds scattered across a background of maize with white eyelet or dotted Swiss for trim. Maybe add a heart-shaped pocket or a little Scotty dog made from the same material to tuck in a pocket. How fun is that!

One of the major fabric companies backs the Million Pillowcase Challenge, which has been in progress for a year or so. The challenge is to make pillowcases in fabrics that appeal to kids. Most of the pillowcases are distributed to hospitals to brighten the day of children who have been diagnosed with serious illnesses and spend prolonged periods in hospitals. These themed pillowcases help make the hospital beds just a bit friendlier and colorful. Some pillowcases are provided to social services for children in the foster care system. Many of these kids have very few things they can call their own and sometimes the pillowcases serve as an ad hoc suitcase when they move from one home to another. I love whimsical, animal-themed fabric and have gobs of it so there is no better way to de-stash and make someone's day at the same time. I get a kick out of selecting the difference fabrics that make up the cuff, trim and body and then

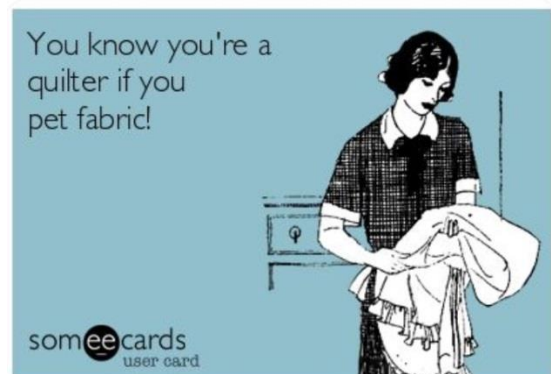
sewing them together using the burrito method. Quick as a bunny and twice as cute.

I'm sure I'll be back to quilts before long, but for now I'm content sewing for smiles.

Sonja Daniel
Vice President



Perla Rothenberg	March 3
Sylvia Davis	March 4
Sally Madigan	March 9
Pat Karasick	March 16



TREASURER

Karynn Dittmar, Treasurer

OPENING BALANCE AS OF 6/1/18		9830.61
INCOME		
Membership Dues / Donations	3300.00	
Workshop Fees	4688.00	
Bank Adjustment	0.01	
Guest Fees	40.00	
Fabric Sale Fundraiser	657.50	
Amazon	97.59	
TOTAL INCOME		8783.10
EXPENSES		
Workshop Expense	5975.63	
General Meeting Expense	1640.12	
Charitable Contributions	800.00	
Administrative Expenses	144.61	
SCCQG Insurance	312.00	
Website	220.25	
PO Box Rental	140.00	
Philanthropy / Ed. Expense	200.00	
Printing / Promotion / Admin.	199.71	
Square Up Fees	53.46	
Government Fees	20.00	
TOTAL EXPENSE		9705.78
NET INCOME		-922.68
CLOSING BALANCE as of 2/24/19		8907.93



Easy Money for WQ:

We want to remind you that Amazon will pay Westside Quilters 0.5% of purchases as an eligible charitable organization. When you log in to your Amazon account, please select Westside Quilters as your charity in AmazonSmile. If you received an email stating that you need to select a new charity since Westside Quilters had not supplied their bank information update, please check to see if you need to register again. The situation has been resolved.

If you have any problems, please contact Karynn Dittmar, Treasurer.



WEBSITE:

Photos from the Libby Williamson workshop in early February are posted to the photos page of the WQ website at www.westsidequilterslosangeles.org . Remember to consult the Calendar page of the website for the latest information on our new workshop and meeting venues!

Sally Wright,
Website Manager

WORKSHOP REGISTRATION

First, please email your intent to attend a workshop to: Programs@WestsideQuiltersLosAngeles.org at the **WQ website**, choose *Calendar* and scroll down to individual workshops. See the link to the Workshop Registration Form (which you can fill in on-line and then print) and the supply list. **See the workshop no-refund policy (substitutions allowed) shown on the Workshop Registration Form.**

WQ will hold your space at the workshop for 14 days to allow time to mail Registration Form and payment to the WQ post office box. For last-minute registrations, contact the Program Chair ASAP. **Credit cards/debit cards now accepted.** Non-members pay a \$15.00 surcharge. Supply lists for all classes can be found on the Calendar page at www.WestsideQuiltersLosAngeles.org. **The class sessions are from 9:30am to 3:30pm.**



MEMBERSHIP

Looking forward to seeing you all at our March 9th General Meeting. We have an exciting weekend with Jenny Bowker doing a very interesting workshop and being our guest speaker at our meeting. We are so fortunate to be able to have such good and interesting speakers and workshops because of all of you.

Our next fiscal year for membership is right around the corner starting in May and we hope you all plan to renew. It's always good to learn something new and get together with our quilting friends.

Luann Jaffe
Membership Chairperson

Calls for Entry

For some great information from a veteran on how to get your work shown see this blog entry from Sue Bleiweiss <https://suebleiweiss.blog/2018/06/14/getting-your-work-out-there/>

Continuing our notifications for ways to display your quilts and textile pieces to a wider audience... Entering shows is not difficult, but to begin here are a few guidelines:

- Always make sure you read everything in the call including the calendar, requirements, rules, etc. Especially the rules! Will save headaches and disappointment later on.
- Keep a record on your entries so you won't be caught with a quilt needing to go two places at once. Having to remove a quilt from a show or exhibit because you misread the exhibition dates is a no-no. Ask me how I know...
- Having a great photo of your quilt - straight on, in focus, not on a bed or held up showing hands and feet, super important. There is lots of great info on quilt photography on line. Google!
- Don't be intimidated or depressed by a rejection! There are lots of different reasons why a quilt doesn't fit into a specific show. It is usually not because your quilt is bad!

The calls below are just a sample of the many opportunities out there. For more search "Fiber Art Calls for Entry" or "Quilt Calls for Entry"

Lots of opportunities to show your quilts at International Quilt Festival Houston 2019:

Quilted Comics & Sci-Fi

Did you grow up watching "Batman," "Superman," or "The Hulk" on TV? How about "Star Trek?" Do you love the recent Wonder Woman, Avengers, and Star Wars movies? Can't wait for the next season of Game of Thrones or Westworld? Have you read all of the Harry Potter and Twilight novels? Are you playing Assassin's Creed or Overwatch on your video game system (or your teenager's!)?

Now's your chance to create a quilt that portrays your love of super heroes, villains, fantasy, comic book, or anime characters for a special exhibit that will be on display at the 2019 editions of both the International Quilt Festival and Comicpalooza (one of the country's largest pop culture conventions) in Houston, Texas at the George R. Brown Convention Center.

We are interested in sharing newly made quilts on these subjects and more, with any technique—piercing, appliqué, embroidery, photo transfer, whole cloth and/or manipulated fabric, etc. Let your inner bold heroine or nefarious no-good doer burst out on fabric!

Entry opens January 5, 2019. Entry Deadline April 9, 2019

<http://www.quilts.com/enter-a-quilt.html>

IN THE AMERICAN TRADITION

Contemporary quilt makers often look to the art form's rich tradition for inspiration in their own works. This exhibit features recently-made quilts that incorporate traditional blocks, styles, and/or techniques. This exhibit will premiere at Quilt Market and Festival October 31-November 3, 2019. We would also like to retain quilts for a possible exhibit at International Quilt Festivals in 2020. *Entry deadline March 14, 2019* For entry information and entry form <http://www.quilts.com/enter-a-quilt.html>

IN FULL BLOOM

Flowers remain a popular design source and motif in all artistic media, including quilts. This annual exhibit showcases all floral-themed quilts, created in a variety of styles and using a number of techniques. *Entry Deadline April 11, 2019.* For entry information and entry form <http://www.quilts.com/enter-a-quilt.html>

HANDS ALL AROUND

Call Open February 18-April 18, 2019

Artists from around the world incorporate influences from their own cultures into the design and technique of their quilts. This prestigious, long-running international showcase includes a variety of recent quilts from international artists.

Rules and online entry form will be available soon.

SCHOOLHOUSE QUILTS

Call open February 1-April 25, 2019

*The Schoolhouse block has been a favorite of traditional quilters for over a century. Quilt Historian Barbara Brackman mentions the block in her book *Clues in the Calico*. The first quilt using the block was dated 1890-1892. The block was known by several names including *Old Kentucky Home* and *Old Folks Home*, until 1929 when Ruth Finley gave the block the endearing name *Schoolhouse*. For entry information and entry form <http://www.quilts.com/enter-a-quilt.html>*

THE MATH AND SCIENCE OF QUILTS

Many people would like to think they won't need it or use the math and science courses required in high school and college, but quilters use both in making quilts. The fibers with which quilters work (the science) make the entire process possible and the quilt useable. Quilters use math to determine the size and shape of the quilt and pieces—squares, rectangles, hexagons, stars, half square triangles, etc.—and the amount of fabric, batting, and thread needed to complete the quilt or to purchase. *Entry Deadline April 25, 2019* Rules and online entry form will be available soon.

HISTORY AND READING OF QUILTS

The quilts for this exhibit reflect history and/or reading training. The basic reading books that immediately come to mind for many people are the Dick and Jane series and phonics readers. The Hardy Boys and Nancy Drew Mysteries were once also a staple in local libraries. And their places have since been taken over by contemporary efforts like the Percy Jackson and Harry Potter series. *Entry Deadline April 25, 2019*

LANDSCAPE QUILTS

From valleys and volcanoes, and mountains to monuments, landscapes often inspire artists, including many in the quilt world. We invite you to submit your recently made landscape quilts to be featured in this exhibit. Quilts may be traditional or contemporary interpretations of the landscape theme. Entry Deadline April 18, 2019. Rules and online entry form will be available soon.

TACTILE ARCHITECTURE™ 2019

Buildings have a long history of inspiring the creative designs of quiltmakers. In the 19th century, American quilters developed classic architectural patterns such as Log Cabin, Schoolhouse, and Brick Wall. This annual juried exhibit challenges quilt makers to create works based on architectural themes and inspirations. This exhibit will premiere at International Quilt Market and Festival October 31-November 3, 2019. We would also like to retain quilts for a possible exhibit at International Quilt Festivals in 2020. *Entry Deadline April 19, 2019.* For entry information and entry form <http://www.quilts.com/enter-a-quilt.html>

FINE CHINA, International Quilt Festival, Houston.

Call for entries will open March 4, 2019

“Good” china was once the top item on every bride-to-be wish list. Autumn, Blue Fluted Half Lace, Wedgwood Jasperware, Wild Strawberry, and Willow Blue are some of the most popular China Patterns. Quilters have long been influenced by the world around them. A well-loved or executed China Pattern is one area of influence found in both pieced and appliquéd quilt designs. Traditional designs such as Broken Dishes, China Plate, and China Aster, also come to mind when discussing China patterns.

Entry opens March 4, 2019 . Entry Deadline May 2, 2019

And other calls:

Upcycle! - SAQA Global - All Members

Repurposing used materials is one of the most effective solutions there is to deal with today's environmentally devastating waste issues. Fiber art also has a rich tradition of incorporating elements that would otherwise be discarded by turning them into compelling compositions. Challenge yourself to make a work that either incorporates recycled materials, be it cloth or non-fiber items, or that represents such a process visually. Will debut at International Quilt Festival Houston, October 2019. <http://www.saqa.com/calendar-detail.php?ID=6010>
Entry call open March 1-31, 2019

AQS Quiltweek Grand Rapids, MI. <http://www.cvent.com/events/2019-aqs-quiltweek-grand-rapids-contest/event-summary-29ce2cf84d8f49359854b3c62d4d24aa.aspx>

Entry Deadline April 5, 2019

The Chase Family Gallery of The Mandell Jewish Community Center will present, A Connecting Threads Quilt Show -**The Immigrant Experience Through the Eyes of Quilters** A juried quilt show, for its summer art exhibition July 7, 2019 – August 30, 2019. Looking for a variety of styles and techniques, that relate to the theme, from traditional to modern, small to large, representational to abstract, projects that are already made, as well as those which will be completed soon, (nothing political, please). For further information and a submission form please contact Diane Cohen, curator before April 5, 2019 JCCQuiltShow2019@gmail.com (860) 231-0211

AQS Fall Paducah, Paducah, KY. <http://www.cvent.com/events/2019-aqs-quiltweek-fall-paducah-contest/event-summary-e1e0ecd30a93434fb84443f25eee9529.aspx>

Entry Deadline May 3, 2019

Questions? sally@sallywrightquilts.com


Sally Wright



Recap of Libby Williamson's Class

It was a cold and rainy day until we got inside the Westwood Hills Congregational Church. Then we were all treated to a great class with loads of previously painted fabric, paper, color catchers, and recycled paper. All we had to do was add creativity.

The process was pretty simple. The directions were to cut out shapes, lay on drop cloth, "glue" with matte glaze. Let dry and freehand motion with black thread. Then Libby showed us how to create notebook covers using denim as a foundation for our "art" pieces. Then we added more freehand motion quilting to put it all together. It was so, much fun. There are other uses for these art pieces that Libby shared with us. She brought everything that we needed to inspire us. What a great way to spend a rainy day. There are more pictures on the website. Westsidequilterslosangeles.org





A NEIGHBORLY GUILD CALENDAR

March 2019

March 8 & 9 Westside Quilters www.WestsideQuiltersLosAngeles.org	<u>Jenny Bowker</u> Program: Workshop: "Shimmering Triangles"
March 10 San Fernando Valley Quilt Association www.sfvqa.net	<u>Tracey Brookshire</u> – Japanese Puzzle
March 11 LA Modern Quilt Guild www.lamqg.blogspot.com	<u>Meeting</u> - 2 nd Monday of the month
March 12 & 13 www.orangecountyquiltersguild.com	<u>Lauretta Crites</u> Program: <i>Create!!1 Keys to Unlocking Your Creative Power</i>
March 13 Simi Valley Quilt Guild www.simivalleyquiltguild.org	Quilts'n Force sew-athon
March 13 Santa Monica Quilt Guild www.santamonicaquiltguild.org	<u>Helen Young Frost</u> Program & ½ day workshop before meeting
March 13 & 16 Glendale Quilt Guild www.glendalequiltingguild.org	<u>Linda Sullivan</u> : Program: Got Colour? Workshop: Cut Loose
March 19 & 20 South Bay Quilters Guild www.southbayquiltersguild.org	<u>Becky McDaniel</u> , Program: Becky's Applique Journey Workshop: Crazy Cushion
March 17 African American Quilters of Los Angeles www.easysit.com/aaqla	<u>Meeting</u>
April 2019	
April 3 Santa Monica Quilt Guild www.santamonicaquiltguild.org	<u>Mike McNamara</u>
April 6 Westside Quilters www.WestsideQuiltersLosAngeles.org	<u>Mel Beach</u> Workshop: "Modern Mandalas"
April 7 San Fernando Valley Quilt Association www.sfvqa.net	<u>Judy Gauthier</u> Workshop: Hexagon
April 8 LA Modern Quilt Guild www.lamqg.blogspot.com	<u>Meeting</u> - 2 nd Monday of the month
April 10 Simi Valley Quilt Guild www.simivalleyquiltguild.org	<u>Helen Young Frost</u> <i>Quilters' Magic Show – Lots of Tricks for Better Quilts</i>
April 10 Glendale Quilt Guild www.glendalequiltingguild.org	<u>Julia Fiske</u> : Program: Dating, Caring For & Appraising Your Quilts
April 17 & 18 South Bay Quilters Guild www.southbayquiltersguild.org	Sandy Sutton Program: Antique Quilts Workshop: Crazy Cushion Session 2 (Becky McDaniel)
April 21 African American Quilters of Los Angeles www.easysit.com/aaqla	<u>Meeting</u> – third Sunday of the month

Call for Help...

Southern California Council of Quilt Guilds (SCCQG) - Help for California Fire Victims

Camp Fire Victim Quilts

Julie Marques, member of Westside Quilters and owner of Sewing Arts Center, 3330 Pico Blvd., Santa Monica, CA 90405 has personally driven hundreds of completed quilts to the Camp Fire victims in Paradise, CA and Malibu, CA. More tops have been donated and she is sending a request for help to get 60 more quilt tops done. Sewing Arts donates the batting and 108" backing. Which if you haven't used is heavenly, no piecing.


You can long arm there, after training, on a Babylock Coronet or Bernina 220, or take it home to quilt. If you dislike binding, no worries, there are people who do like to do that.

Suzanne Cole, Westside Quilter member and manager of Sewing Arts came up with a quick "cheater" binding. You cut the backing and batting 1 ½" bigger than the quilted top. Cut the batting down to ½" fold the backing over twice and either hand stitch in place or by machine. A great way to use 1/300 stitches on our machines.

This is a great cause and fits in well with the philanthropy mission of our guild.

Please call: 310-450-4300 if you can assist in this project.

Programs



OUT AND ABOUT

✂ **LACMA** "Power of Pattern: Central Asian Ikats from the David and Elizabeth Reisbord Collection" Opening February 3, 2019

✂ **AQS Quilt Week 2019** Lancaster, PA..... <http://www.quiltweek.com/contest>
Feb/Mar, 2019.....

See the Speaker Calendar of the Southern California Council of Quilt Guilds for additional events. Go to www.sccqg.org scroll down to the bottom of the homepage and click on the box "Speakers" and see other SCCQG guilds and speakers into 2019.

WQ Member Articles & News:

SEEKING NATURE-LOVING SEWERS FOR A GETAWAY WITH HEART!

A charitable sew-away is on the horizon and member, Patti Londre, is hoping to wrangle a team of sewers for a getaway in the beautiful local mountains...

Patti has a special relationship with Camp de Benneville Pines, a beautiful and serene non-profit mountain venue up highway 38 on the way to Big Bear. The property is in need of replacing its' cabin curtains sometime this spring. We will have all the supplies but need SEWERS with machines to join us for a mid-week, three-day sewaway.*

The drapes are rod-pocket style.

We're starting from... remove a couple of windows' drapes at a time, measure new fabric, sew, press and hang.

What do our sewers get for their help?? Lodging (you bring your own bedding), all hearty meals, 24/7 delicious coffee, fresh air, roaring fireplaces, chirping birds and the occasional yowling coyote. Starry skies. Whispering pines. And a hot tub.

*Now... this is not a hotel. It's a church-owned camp (but not camping). Rustic, heated lodges with indoor bathrooms, but the beds are firm and rooms are shared. Dirt pathways (if you are unstable on your feet, it can be challenging.) But the food is excellent. And wine, while not "included," is not discouraged.

Once we get the drapes sewn, there may be time for your own projects. Or a hike to the lake. Or reading a book on a quiet deck while chipmunks skitter nearby. And plenty of girl talk.

Interested? Email Patti@londre.com to join the information list. She will contact you directly with more details, once locked down.



Editor's Note:

Maps are on my mind...

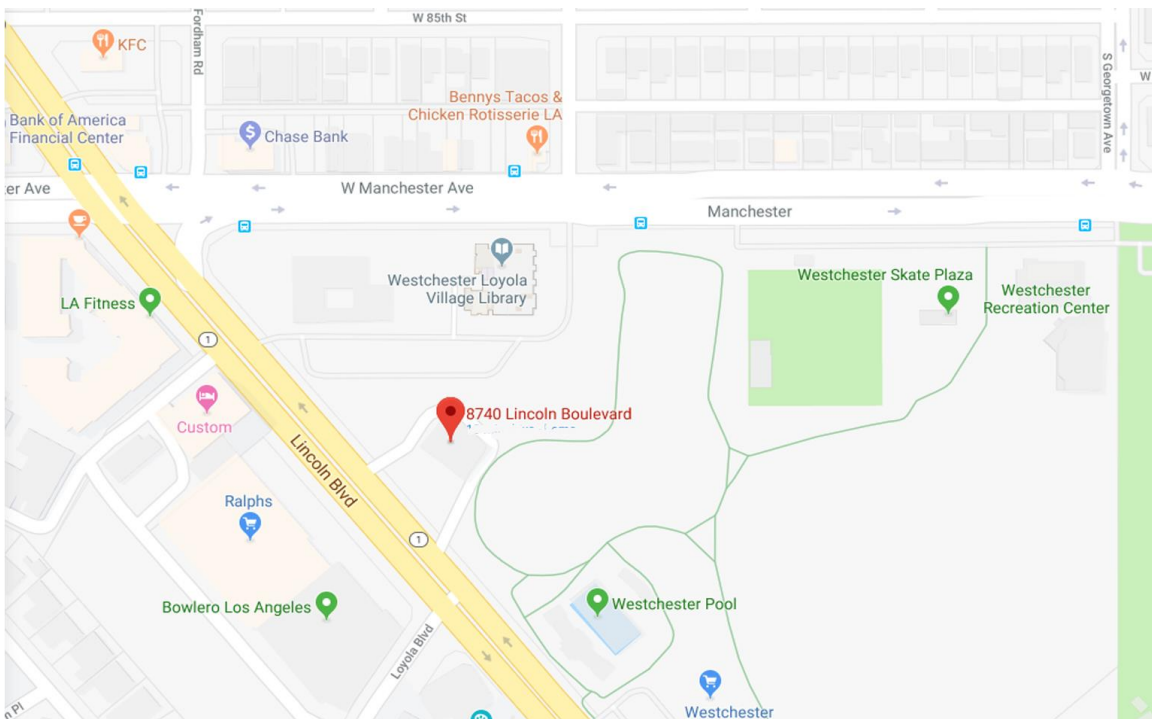
Have you ever looked at a map and thought, what a great pattern that would be for a quilt? Or, have you ever looked out the window of an airplane when flying cross country and looked down at the farms and fields, the towns, the mountains and the rivers cutting across the land and thought that would make a wonderful quilt? There are great patterns and inspiration everywhere.

Shelia Frampton Cooper, Timna Tarr, and Valerie Goodwin are three contemporary quilters who must have asked themselves that same question because each of these women has created fascinating map quilts. I recall a quilt "A View From Above" by Shelia Frampton Cooper that she showed when she was a speaker and teacher for Westside Quilters a few years ago. A friend of mine suggested looking at the work of Timna Tarr, modern quilter inspired by maps. And, to look at the work of Valerie Goodwin, an art quilter exploring map quilts. I'm wowed by all three of these ladies!!!

Well, I'm inspired to explore the many possibilities of maps. But in the mean time I thought you all would appreciate a map of where the Westside Quilters will be meeting for our March 9th General Meeting, at the Westside Senior Citizens Center, 8740 Lincoln Blvd., see google map below.

Happy Stitching,

Debbie Nussbaum
Newsletter Editor



Westside Quilters -- Quarterly Meeting -- October 13, 2018

President: Roberta Walley opened Westside Quilters' (WQ) Fall quarterly meeting on October 13, 2018 by welcoming guests and new members. She applauded the efforts of all who work to bring WQ's meetings together and reminded everyone to see Pat's demonstration of Sharon Schamber's Portable Board. She also thanked members for providing refreshments for the Hospitality table, including Vicki Bohnhoff, Matt Randall, and Bobbie Leung for providing the coffee and bagels. The minutes of WQ's August 18th 2018 Quarterly meeting were printed in WQ's September newsletter. Karynn Dittmar moved that they be approved by the members, Jennie Kraft seconded the motion. The minutes were approved by voice vote.

Treasurer: Karynn reported that WQ's account balance was \$9,235.13 at the end of September. She reminded members that we can boost that balance by clicking on Amazon Smile and then on Westside Quilters before we make a purchase. WQ will then receive a percentage of that purchase.

Membership: Luann noted that there were several renewals today, and that our membership is now over 80.

Philanthropy: In the absence of her co-chairs, Perla encouraged all members to attend the November 10th Giving for Thanksgiving workshop which will be held at St. John's. If you still are working on blocks, please bring them. There will be opportunities for people of all skills. Quilts will be de-papered, layered, pinned, quilted, bound, and counted! This is a potluck, so bring an edible to share. It Is Not Necessary to Commit the Whole Day. You May Come For Any Amount of Time.

Newsletter: Debbie again invited all members to consider submitting an article for the Newsletter. We all have a different quilting perspective, and there are others who would be interested. The next deadline is October 24th.

Website: No report, as Sally is away, but WQ's website continues to be a reliable source of information for all members.

Programs: Pat and Brenda encouraged members to visit them at the table in the back of the room to sign up for coming workshops: Spiderweb with Jean Impey, and Free Motion Quilting with Jenny Lyons. Future workshop information was also available.

Showcase Speaker: Vicki Bohnhoff gave a humorous and informative presentation on how to get your quilt packaged to send to a quilt show. No pet hair, no strong smells -- air out all your quilts before sending them. Quilts are evaluated after arriving at the show, and if they don't pass the tests, you pay to have them returned to you. Vicki recommends rolling your quilt around a "pool noodle" to send it, and she highly recommends taking photos and documenting the patterns and any other specific information relating to the quilt before you send it off.

Show and Tell: The following quilters showed their quilts: Karynn Dittmar -- a colorful Kaffe Fasset hexagon quilt; Elizabeth Morris -- several quilts for philanthropy; Roberta Walley -- a quilt inspired by Maria Shell; Luann Jaffe -- 4 colorful quilts; Bobbie Leung -- 2 Sunbonnet Sue quilts she had been given; Bobbie Blake -- 2 pillows for her grandchildren and a bear themed baby quilt; Sally Wright -- "Rings"; Matt Randall -- "Horses" and "Flower"; Aileen Cooke -- Glam Cam from Latifah Saafir's class; Westside Quilters -- Quarterly Meeting -- October 13, 2018 Sandy Abramowitz -- a pinwheel baby quilt; Nancy Sharpe's grandson's quilt -- "Columbia Blue"; Rachel Prentiss -- 2 summer samplers; Maureen Gardener -- black and white "Haunted Hounds"; Suzanne Woods -- orange and purple circles; Florann Ramsey -- "Playing on the Surf"; Barbara Maron-Pollack -- Coffee Cup from Sandra Bruce's Class; Cathy Seidman -- "Fantastic Flowers" still life; Pat Karasick - a pieced quilt donated to Philanthropy.

Featured Speaker: Our featured speaker, Velda Newman of Nevada City, CA, gave an awe inspiring talk. Her art background became the source of her experimenting with fabric and texture. She began her quilt adventures in 1985, and benefitted from Jean Ray Laury's encouragement. Her second quilt, "Iris", won Best of Show in Houston in 1989. While most people's quilts are described in inches, Velda's are measured in feet. Her Statue of Liberty -- "Freedom is Fragile", measures 6' x 6'. Velda's technique is to layer one piece atop the first and so she does not have a true background on her quilts. Most of her topics are taken from nature: flowers, butterflies or animals. The final quilt she showed, a varied flock of sea gulls, stretched all the way across the stage, a masterpiece.

The meeting adjourned at 12:15 p.m.

Respectfully submitted,
Sally Madigan
Recording Secretary

Next Executive Board Meeting

The next meeting of the Executive Board will be held, February 23, 2019
 All members of Westside Quilters are welcome to attend with prior notice to
Pres@WestsideQuiltersLosAngeles.org.

<p><i>Our Mission</i> A new kind of guild organized for educational and charitable purposes; to promote cooperation and the exchange of ideas among quilters; to instruct members in methods and techniques of traditional and contemporary creative quilting; to serve mini-groups and their philanthropic endeavors within the community; to inspire personal achievement.</p> <p>Officers 2018-2019</p> <table> <tr><td>President</td><td>Roberta Walley</td></tr> <tr><td>Vice President</td><td>Sonja Daniel</td></tr> <tr><td>Secretary</td><td>Sally Madigan</td></tr> <tr><td>Treasurer</td><td>Karynn Dittmar</td></tr> <tr><td>Program</td><td>Brenda Gottfried, Pat Karasick, and Linda Lardy</td></tr> <tr><td>Membership</td><td>Luann Jaffe</td></tr> <tr><td>Newsletter</td><td>Debbie Nussbaum</td></tr> <tr><td>Philanthropy</td><td>Perla Rothenberg, Virginia Marshall, and Lisa Drew</td></tr> <tr><td>Website Manager</td><td>Sally Wright</td></tr> </table> <p>Appointed Positions</p> <table> <tr><td>Hospitality</td><td>Kim Ryan, Matt Randall</td></tr> <tr><td>Meeting Set-Up/Take-Down</td><td>Marianne Simpson Lisa Drew and Sonja Daniel</td></tr> <tr><td>Photographer</td><td>Sally Wright</td></tr> <tr><td>President Emeritus</td><td>Kim Ryan</td></tr> </table> <p>Mailing Address Post Office Box 641925 Los Angeles, CA 90064</p> <p>Website www.WestsideQuiltersLosAngeles.org</p>	President	Roberta Walley	Vice President	Sonja Daniel	Secretary	Sally Madigan	Treasurer	Karynn Dittmar	Program	Brenda Gottfried, Pat Karasick, and Linda Lardy	Membership	Luann Jaffe	Newsletter	Debbie Nussbaum	Philanthropy	Perla Rothenberg, Virginia Marshall, and Lisa Drew	Website Manager	Sally Wright	Hospitality	Kim Ryan, Matt Randall	Meeting Set-Up/Take-Down	Marianne Simpson Lisa Drew and Sonja Daniel	Photographer	Sally Wright	President Emeritus	Kim Ryan	<p>Facebook We're on Facebook. Check out the banner on the WQ website home page (lower center).</p> <p>Amazon There is a boxed message in the lower center of our website home page giving a direct link to Amazon. By using this link, anything you purchase earns a 4% "dividend" paid directly to WQ. <i>This only works if you enter the Amazon website from the WQ website link.</i></p> <p>iGive.com This is another way to benefit WQ when shopping on the Internet. Here you need to register (the iGive.com logo appears in the lower center on the WQ website home page and links you directly to iGive.com). More than 800 Internet retailers participate (Barnes & Noble, Bed Bath & Beyond, Enterprise Rent-A-Car, Lancome -- to name a few). Follow the instructions at iGive.com.</p> <p>Non-Profit Status Westside Quilters is tax-exempt from Federal income tax under section 501(c)(3) of the Internal Revenue Code, and classified as a public charity under section 170 of the Code, according to the determination letter dated May 26, 2011 received from the Internal Revenue Service. The effective date of exemption is June 17, 2010. Donations to Westside Quilters are fully tax-deductible for individuals and other entities such as corporations, partnerships, trusts; Westside Quilters is qualified to accept tax deductible bequests and gifts or transfers of gifts.</p> <p>F.E.I.N. 27-3145733 (Federal Employer Identification Number)</p>
President	Roberta Walley																										
Vice President	Sonja Daniel																										
Secretary	Sally Madigan																										
Treasurer	Karynn Dittmar																										
Program	Brenda Gottfried, Pat Karasick, and Linda Lardy																										
Membership	Luann Jaffe																										
Newsletter	Debbie Nussbaum																										
Philanthropy	Perla Rothenberg, Virginia Marshall, and Lisa Drew																										
Website Manager	Sally Wright																										
Hospitality	Kim Ryan, Matt Randall																										
Meeting Set-Up/Take-Down	Marianne Simpson Lisa Drew and Sonja Daniel																										
Photographer	Sally Wright																										
President Emeritus	Kim Ryan																										

